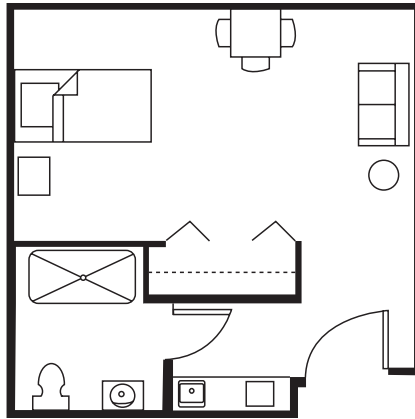



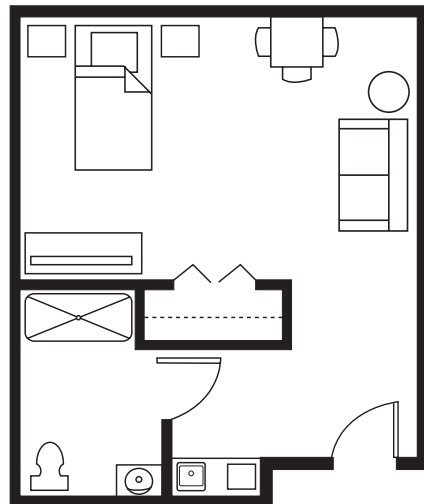
ASSISTED LIVING | SUITES



STUDIO
275 - 315 SQ FT



STUDIO DELUXE
315 - 330 SQ FT



STUDIO DELUXE II
330 - 365 SQ FT

All square footage is approximate & subject to availability.



B

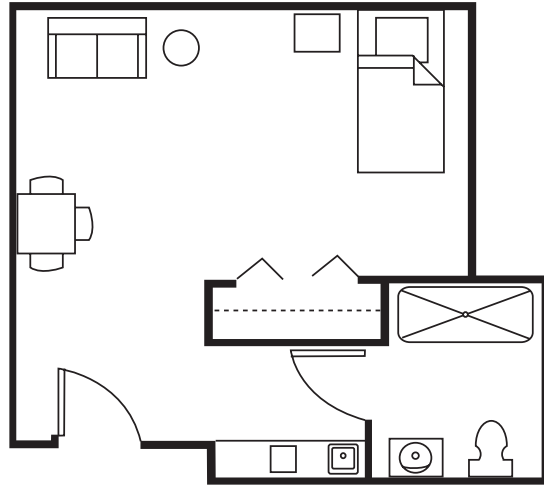
BRANDYWINE

MIDDLEBROOK CROSSING
ASSISTED LIVING AND MEMORY CARE

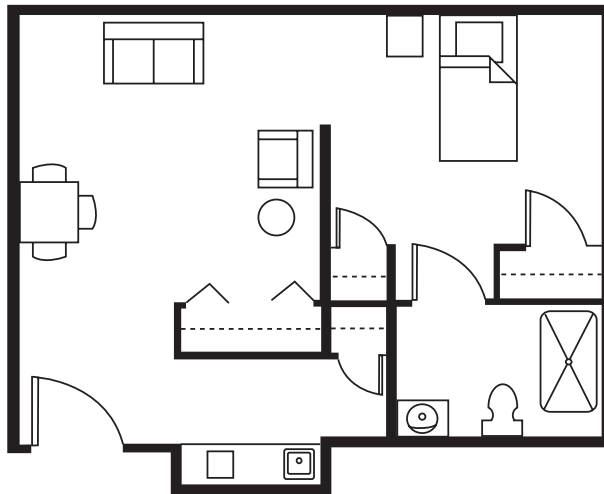
2005 ROUTE 22 WEST, PO BOX 6100
BRIDGEWATER, NJ 08807
732-868-8181
WWW.RUI.NET



ASSISTED LIVING | SUITES



STUDIO DELUXE III
365-415 SQ FT



ONE BEDROOM
415-430 SQ FT

All square footage is approximate & subject to availability.



B

BRANDYWINE

MIDDLEBROOK CROSSING
ASSISTED LIVING AND MEMORY CARE

2005 ROUTE 22 WEST, PO BOX 6100
BRIDGEWATER, NJ 08807
732-868-8181
WWW.RUI.NET

